

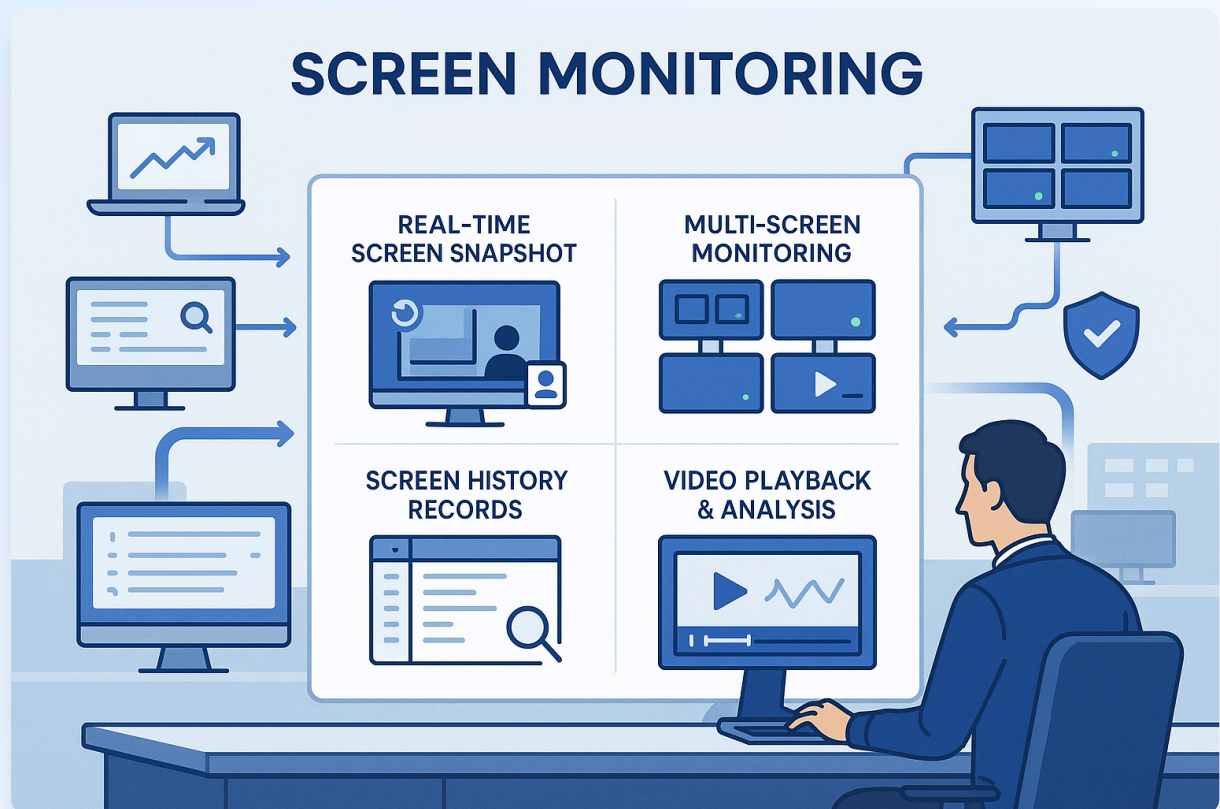


AnySecura

Screen Monitoring

Comprehensive visual oversight solution

Observe · Record · Analyze · Audit · Protect





Module Overview

AnySecura Screen Monitoring provides enterprises with comprehensive visual oversight capabilities, enabling real-time observation and historical tracking of computer activities to enhance operational efficiency and security.



Real-time Screen Snapshot

View real-time screen snapshots of clients and track their activities instantly for immediate oversight and intervention when necessary.



Multi-screen Monitoring

Monitor screen images of multiple users simultaneously, support multiple monitors per user, and track groups of computers efficiently.



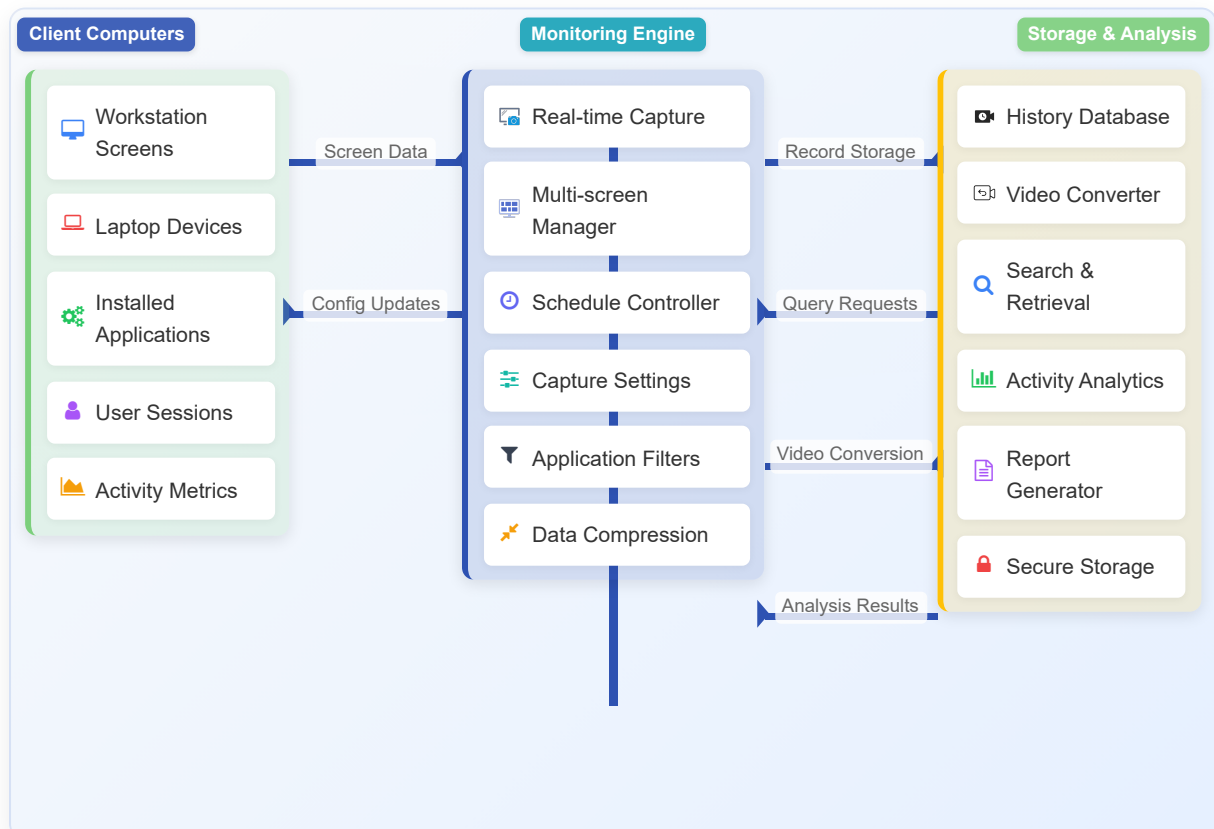
Screen History Records

Record historical screen images with variable frequency based on applications, enabling retrospective analysis and evidence tracking.



Video Playback & Analysis

Convert screen history into standard video files for convenient playback, with tools for efficient review and analysis of recorded activities.

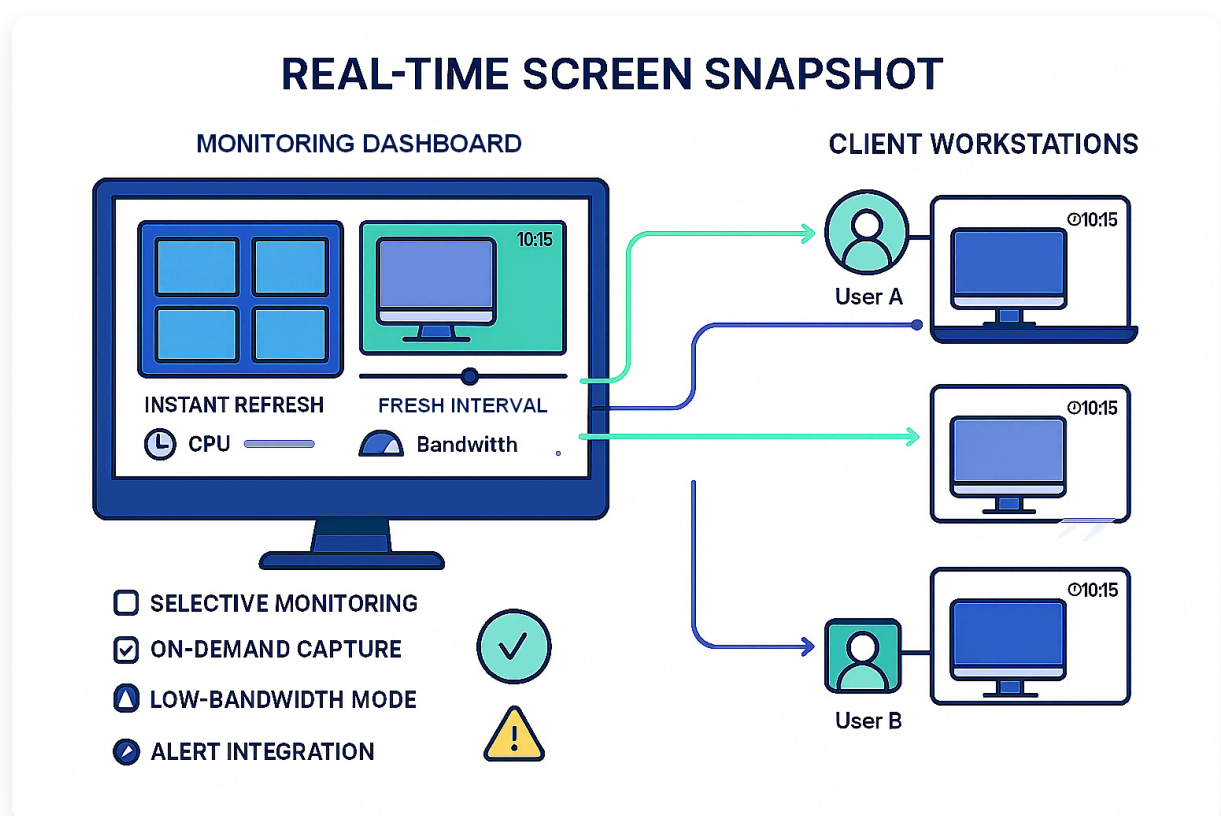




Real-time Screen Snapshot

Instant visual oversight of client activities with real-time screen capture capabilities, providing immediate visibility into workstation usage across the organization.

- ✓ **Live Monitoring:** View current screen content of any client computer in real-time for immediate oversight.
- ✓ **Instant Refresh:** Configurable update intervals to balance real-time visibility with system performance.
- ✓ **User Identification:** Clear association of screen data with specific users for accountability.
- ✓ **Selective Monitoring:** Ability to choose specific clients for focused real-time observation.
- ✓ **On-demand Capture:** Instant screen capture triggered manually for specific investigation needs.
- ✓ **Low-bandwidth Mode:** Optimized data transmission for monitoring across network constraints.
- ✓ **Alert Integration:** Automatic real-time monitoring triggered by predefined activity thresholds.














Multi-screen Monitoring

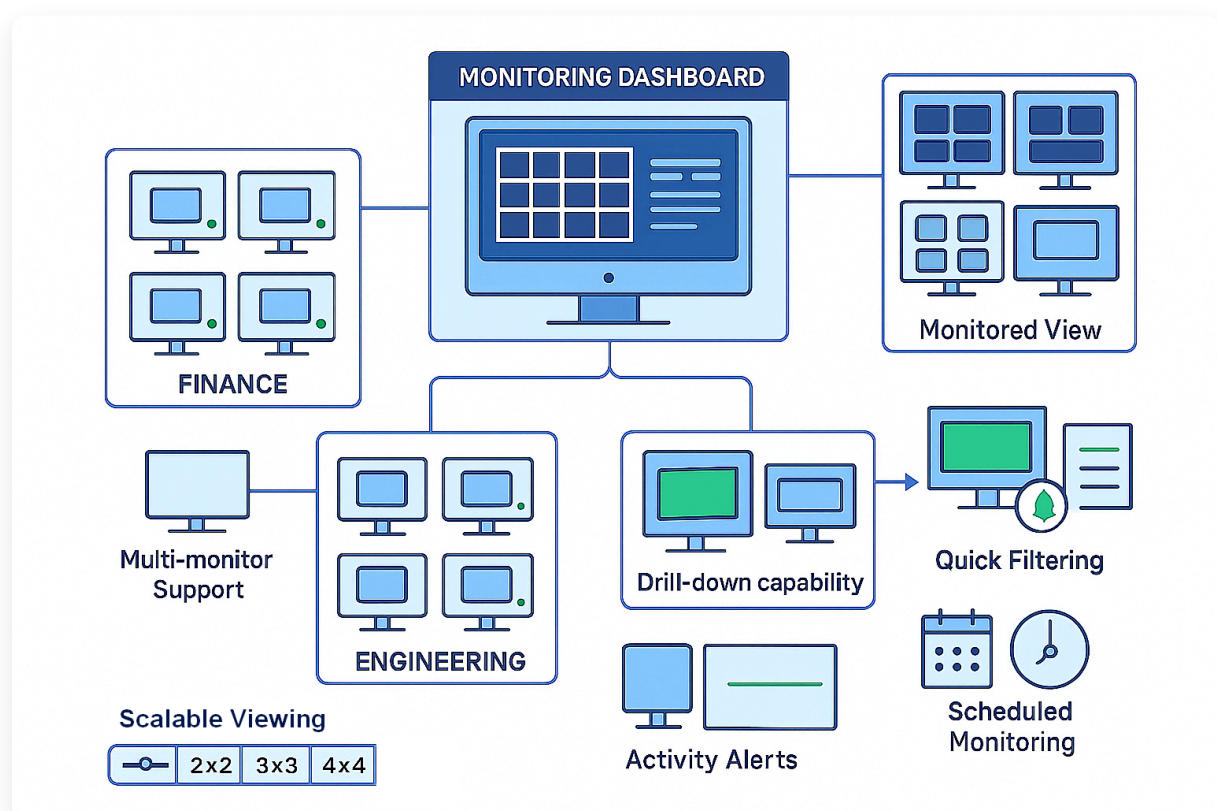
Comprehensive oversight of multiple workstations simultaneously, enabling efficient monitoring of teams and departments with flexible viewing options.

Monitoring Capabilities

-  **Multiple User View:** Simultaneous monitoring of screen images from multiple users in a single dashboard.
-  **Multi-monitor Support:** Full visibility of all monitors connected to each client workstation.
-  **Group Monitoring:** Monitor predefined groups of computers, such as departments or project teams.
-  **Scalable Viewing:** Adjustable grid layouts to accommodate different numbers of monitored stations.

Operational Features

-  **Drill-down capability:** Expand individual screens for detailed viewing while maintaining overview of others.
-  **Status Indicators:** Visual cues showing activity levels, idle time, and system status.
-  **Quick Filtering:** Instantly sort monitored stations by activity, department, or custom criteria.
-  **Activity Alerts:** Notifications for unusual patterns across monitored workstations.
-  **Scheduled Monitoring:** Automated group monitoring during specific time periods.

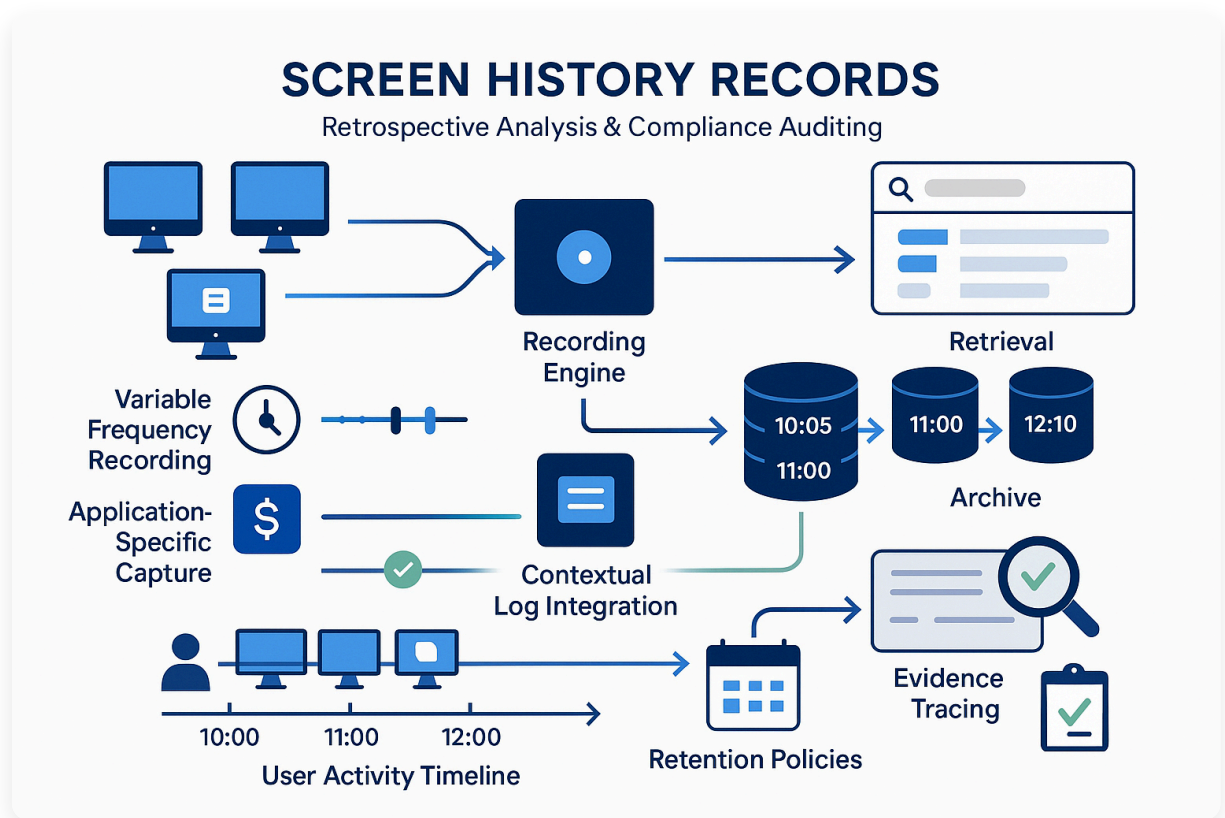




Screen History Records

Comprehensive tracking of past activities with intelligent recording capabilities, enabling detailed retrospective analysis and compliance auditing.

- 🔄 **Variable Frequency Recording:** Adjust capture intervals based on applications or user roles for efficient storage.
- 🔄 **Application-Specific Capture:** High-frequency monitoring for important programs like financial software when in use.
- 🔄 **Contextual Log Integration:** Correlate screen history with application logs for complete activity context.
- 🔄 **Time-based Retrieval:** Quickly locate historical screen data by specific dates, times, or time ranges.
- 🔄 **User Activity Timeline:** Chronological view of all activities for individual users across specified periods.
- 🔄 **Retention Policies:** Configurable storage periods aligned with organizational and regulatory requirements.
- 🔄 **Evidence Tracing:** Rapidly locate screen image evidence through application usage logs for investigations.





Video Playback & Analysis

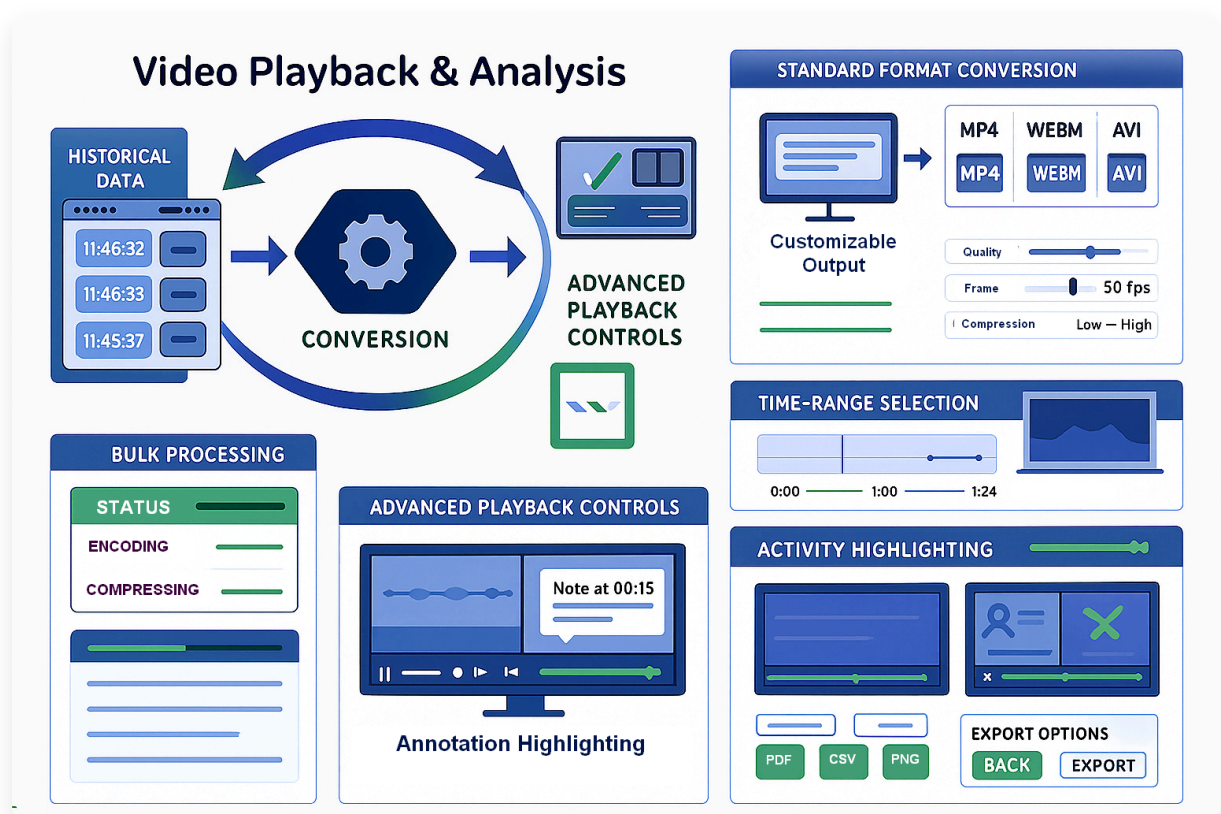
Convert screen history data into accessible video formats with powerful analysis tools for efficient review and investigation of past activities.

Video Conversion

- Standard Format Conversion:** Transform screen history records into widely compatible video files.
- Customizable Output:** Adjust video quality, frame rate, and compression based on needs.
- Time-range Selection:** Create videos for specific time segments rather than entire recording periods.
- Bulk Processing:** Generate multiple video files from different time periods or workstations simultaneously.

Analysis Tools

- Advanced Playback Controls:** Speed adjustment, frame-by-frame navigation, and keyframe marking.
- Annotation Capabilities:** Add notes and markers directly to video timelines during review.
- Activity Highlighting:** Automatic identification of significant events within video recordings.
- Comparison Tools:** Side-by-side viewing of activities from different workstations or time periods.
- Export Options:** Save clips, screenshots, or entire videos for reporting and documentation.



Application Scenarios

1. Multi-Screen Real-Time Monitoring

The Challenge

A call center manager needs to oversee multiple agents simultaneously to ensure quality service, provide timely assistance, and maintain productivity standards across the team.

The Solution with AnySecura

Implementing **Multi-screen Monitoring** and **Real-time Screen Snapshot**:

1. Configure a dashboard displaying real-time screens of all agents in a grid layout
2. Set up visual indicators for activity levels and system status
3. Enable quick drill-down to individual screens for detailed observation
4. Implement alert thresholds for unusual patterns or prolonged inactivity

Results Achieved

- ✓ 35% improvement in response time to agent issues
- ✓ 25% increase in overall team productivity
- ✓ Consistent service quality with standardized processes

2. Record Screen History of Important Programs

The Challenge

A financial institution needs to monitor activities within sensitive financial software to prevent fraud, ensure compliance with regulations, and have an audit trail for transactions.

The Solution with AnySecura

Deploying **Screen History Records** and **Video Playback & Analysis**:

1. Configure high-frequency monitoring specifically for financial software when in use
2. Set normal capture rates for other applications to optimize storage
3. Enable integration between application logs and screen history
4. Create video recordings from historical data for investigation purposes

Results Achieved

- ✓ 100% compliance with financial regulations requiring audit trails
- ✓ 70% reduction in investigation time for suspicious activities
- ✓ Significant reduction in unauthorized activities through deterrence

Core Values & Benefits



Enhanced Visibility

Complete visual oversight of computer activities with both real-time monitoring and historical review capabilities for comprehensive visibility.



Improved Productivity

Identify inefficiencies and distractions through activity analysis, fostering a more focused and productive work environment.



Regulatory Compliance

Maintain comprehensive audit trails to meet industry regulations and internal policies with detailed activity records.



Fraud Prevention

Deter and detect unauthorized activities through visible monitoring and provide evidence for investigations when needed.

Ready to Enhance Oversight with Screen Monitoring?

 [Learn More About Solutions](#)

 [Contact Our Experts](#)



www.anysecura.com



support@anysecura.com

© 2025 AnySecura SOFTWARE PTE. LTD. All rights reserved. Enterprise-grade security solutions.